


«
 «
 », «
 », «
 ». (. 1),
 1, 2,
 3. 4
 5. 6
 3.
 ()
 7 (L-305)
 8.



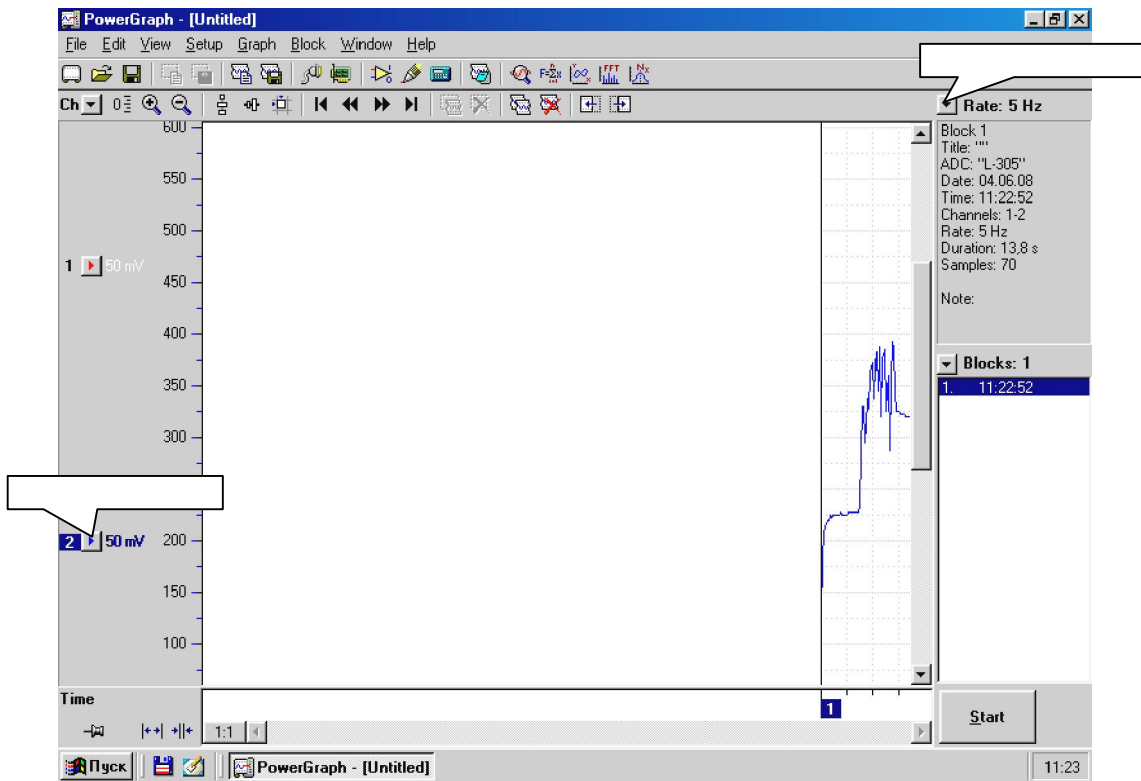
.1.

([2, 3].

0,5...0,6 /

Power Graph 2.1,

.2.



. 2.

Power Graph 2.1

Power Graph 2.1.

. 2).

10 - 20 [2]. , -

(. . 1) 0,5...0,6 / -

5 z (. . 2). , - ,

(. . 4)

50mV.

(v, mV) Power Graph 2.1,
(h,) :

$$h = A \cdot v - B,$$

(.)

*.txt.

Microsoft

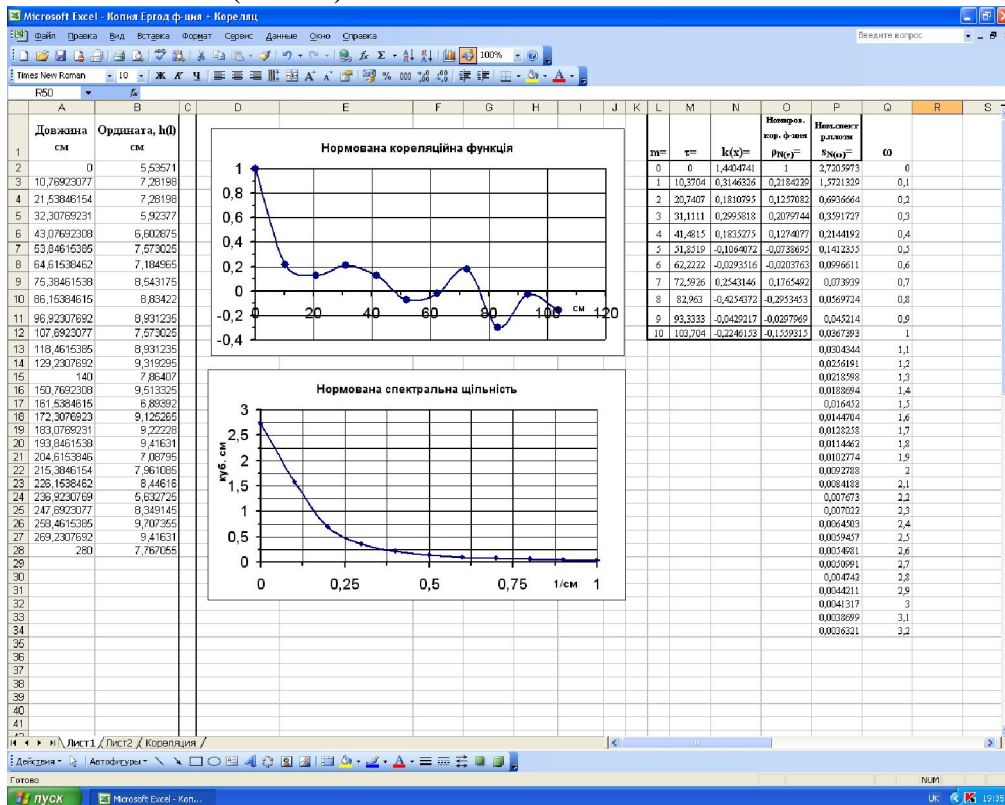
Office Excel

,
»,

«

Microsoft Office Excel,

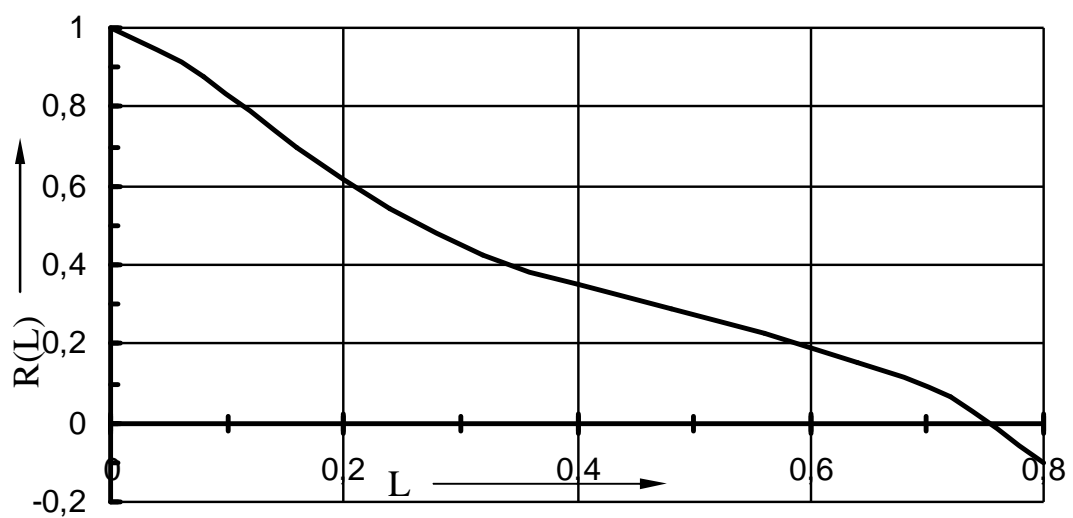
(. 3).



. 3.

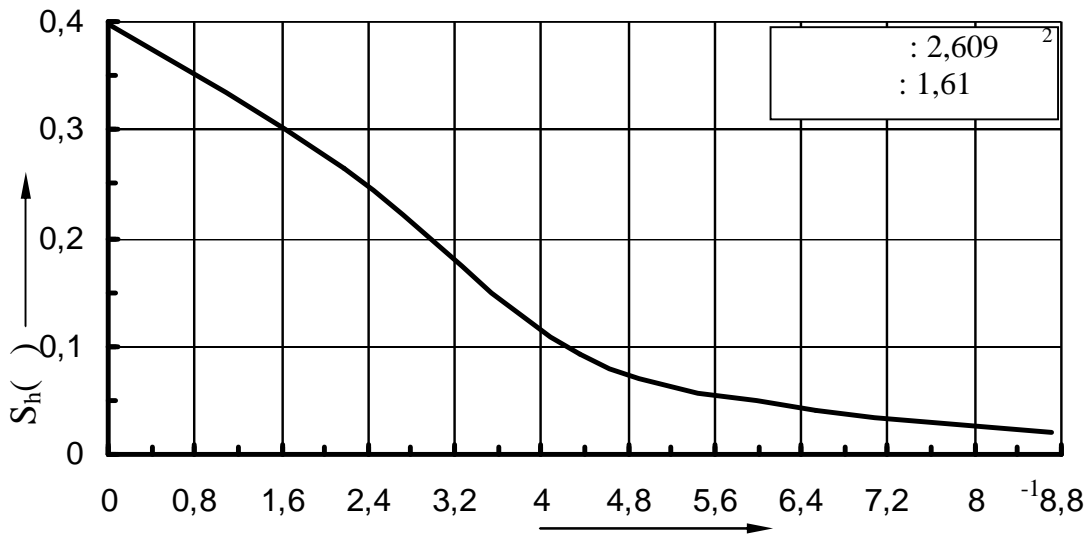
Microsoft Office Excel

2004...2008 , -
 1.1 “ -
 ”, -
 1,4-3. -
 , -
 , -
 , -
 , -
 R(l) (. 4). -
 0,75 -



.4.

(. 5) , -
 , 8,8⁻¹. -
 0...8⁻¹. -
 1,5-1,7 / 0...15,0⁻¹. -
 , , , -



.5.

1. // . / . . , . . -
 2. , . . , . . . - 2006. - 337 .
 3. . . . - 1983.- 5. // -
- .- 1998.- 5. - .20-22.

METHOD OF THE ESTIMATION OF ROUGHNESSES STRUCTURE SOIL AND ROAD BACKGROUND BY MEANS OF A COMPUTER

V. Kuvachov, V. Nadykto, V. Kurchev

Summary

The method of an estimation of roughness of a structure soil and road background with use of the regular device for measurement of ordinates of roughness, the analog-digital converter and a computer where record of process occurs in Power Graph environment is stated.